

Gauge Buster

Load, Stress and Load Rate Indicator for tension and compression testing to ASTM requirements!



Gauge Buster and **Gauge Buster Plus** are low cost versatile indicators designed for a variety of materials, product, remote on-site and force calibration testing applications. Features include an Auto-Test-Reset mode for hands free operation, bar graph load rate display, permanent storage of test data and easy transfer of results into data base programs. It's accuracy, which exceeds ASTM E4, ease-of-use and ruggedness results in a system of unrivaled price/performance.

Gauge Buster and **Gauge Buster Plus** are ideal for:

- Tension/Compression Testing
- Beam Bend Testing
- Concrete Cylinder Testing
- Cement Cube Testing
- Force Calibration
- Remote On-Site Testing
- Quality Control
- Product Evaluation
- Proof Testing
- Pre-Stressing Jacks



Portable battery powered Gauge Buster - This rugged unit is ideally suited for force calibration, remote on-site testing and pre-stressing jacks.



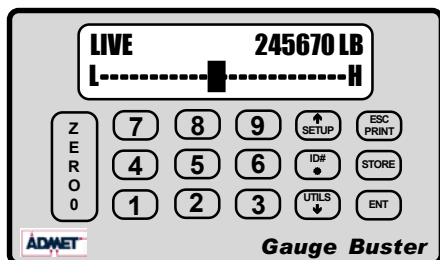
An ADMET Gauge Buster Plus and MegaForce Automatic Loading Valve installed on a 250,000 lb capacity concrete compression testing machine. The Gauge Buster/MegaForce combination automatically controls the loading rate and measures the compressive strength of concrete cylinders in accordance with ASTM C39.



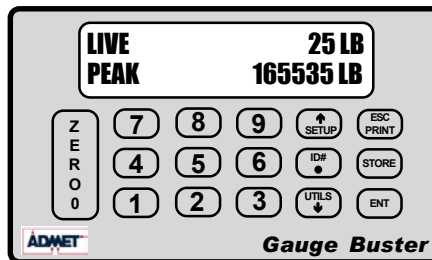
Cal-Cert Company
P.O. Box 416, Clackamas, OR 97015
tel: 800-356-4662 fax: 503-654-9670
info@cal-cert.com www.cal-cert.com

'Measure the Difference'

Gauge Buster features



Display while specimen under test: Live Load and Load Rate Pointer shown between High and Low Rate Limits.

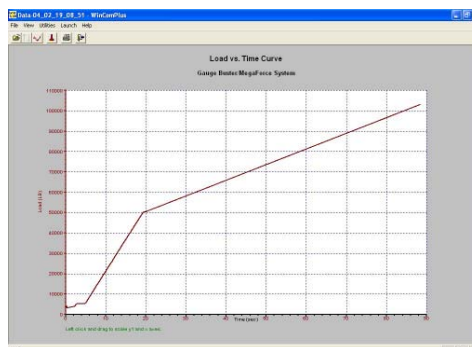


Display after specimen break detected: Live Load and Peak Load. Gauge Buster Plus systems will display Peak Stress.

- Display Live Load and Peak Load numerically.
- Indicate Load Rate with a bar graph. The rate pointer moves between its limits. Decreasing the rate moves the pointer left. Increasing the rate moves the pointer right.
- Adjust the upper and lower rate limits depending on the testing requirements. Ex: ASTM C39 20-50 psi/sec.
- Activate average load rate analysis to calculate and report actual test speeds.
- Select between engineering units of Lb, N, KN and Kg.
- Define and detect the end of test with the Sample Break Detector.
- Auto-Test-Reset which automatically enables the indicator for the start of the next test without requiring operator interaction.
- Store up to 360 test results to permanent memory. Results include Date, Time, Specimen ID#, Peak Load, Average Load Rate plus a statistical summary of Peak Load.
- Activate Auto-Store to automatically store the results of each test.
- Activate Auto-Transmit to automatically transmit the results of each test out the serial communications port.
- Transmit results to a printer or remote computer through the serial communications port.
- Generate Load/Stress vs. Time curves on a remote computer by transmitting raw XY data to ADMET's WinCOM Plus Data communications program.
- Store up to four load cell calibrations for multiple load cell systems. The load calibration algorithm allows up to 5 calibration points per cell with piecewise linear fit between points. Accuracy exceeds ASTM E4 Standards and in general is better than 0.5% from 1% of full scale to full scale.
- Digital output activates at sample break or machine overload.

Additional features for Gauge Buster Plus

- Indicate Stress and Load Rate.
- Select between engineering stress units of psi, MPa, KPa, ksc.
- Define specimen geometries as cylinder, cube, beam center point loading, beam-3rd point loading, round and general area.
- Activate/De-Activate Cylinder ASTM C39 correction factor.
- Define cylinder break type according to ASTM C39.
- Perform beam tests according to ASTM C78 and C293.
- Store Specimen Type, Area, Peak Stress/Modulus of Rupture plus a statistical summary of Peak Stress. This information is in addition to the results stored in **Gauge Buster**.



Load vs. Time curve generated by downloading raw XY data from Gauge Buster to a remote PC running ADMET's WinCOM Plus Data Communications Program. Curve demonstrates the ability to verify testing rates and shows the precise, repeatable force control achieved with a Gauge Buster/MegaForce based system.

Load Input Compatibility

Sensitivity: User selectable from 1mv/v to +/- 5Vdc
 Excitation: 5 Vdc
 Accuracy: Gauge Buster plus Transducer-Better than 0.5% from 1% of full scale to full scale (Exceeds ASTM E4).
 Resolution: 1 part in 8 million (approx.)
 Sampling Rate: 1000 Hz

Display

2 line x 16 character alphanumeric LCD (values to 9,999,999)
 Character Height: 0.40 inches

Power Requirements

Voltage: 7-15 Vdc, unregulated
 Current: 450 ma with LED Backlight
 100 ma no LED Backlight
 Battery powered unit uses four AA batteries

Dimensions

Size: 6.25"wx3.8"Hx2.25"DP 2.5lb
 Portable battery powered case: 11"x10"x5" 4.5lb

Model No

GB - Gauge Buster (Load and Load Rate)
 GBP - Gauge Buster Plus (Plus Stress)

Accessories/Options

- Battery powered portable case - Includes (4) AA rechargeable batteries with AC/DC powered battery charger.
- Second digital position input
- Servo control output for MegaForce
- WinCom PLUS Windows Serial Communications Software
- Fixed and swivel mounting brackets
- S-Trak Specimen Tracking and Database
- Barcode Reader Input
- Shunt Calibration
- RS-232 Printer
- Pressure Transducers: 1,000-2,500-5,000-10,000 psi